







Cable Gland Sizing Charts

Cable Gland Sizing Charts

XLPE / PVC / SWA - BS 4567			CABLE GLAND					
Conductor Size (mm ²)	No. of Cores	Approx. Overall Diameter (mm)	 BW	 TPBW & PBW	 CW	 TPCW & PCW	 E1W	 E1FW
1.5	2	12.3			20/16		20/16	20/16
	3	12.8						
	4	14.0	20S	20S		20S		
	5	14.2			20S		20S	20S
	6	15.2						
	7	15.6						
2.5	2	13.6						
	3	13.6	20S	20S	20S	20S	20S	20S
	4	14.7						
	5	16.3						
	6	17.1	20	20	20	20	20	20
	7	17.6						
4	2	14.7			20S	20S	20S	20S
	3	15.3						
	4	16.4	20	20				
	5	18.9			20	20	20	20
6	2	15.9						
	3	16.6	20		20	20	20	20S
	4	18.7		20				20
	5	20.5	25				25	25
10	2	18.0						
	3	18.9	20		20	20	20	20
	4	20.3		25				
	5	22.0	25	25	25	25	25	25
16	2	20.0					20	20
	3	21.2	25	25	25	25		25
	4	22.9					25	25
	5	28.1	32	32	32	32	32	32

Due to cable diameter variances between manufacturers, we strongly advise the cable diameter is checked where possible, prior to purchasing the products.